


WeTech®

USER MANUAL

WTC680

Thank you for purchasing a WeTech® product. This user manual contains important safety and operating instructions for your Passiv charger. Before using your charger, read this manual and all warning instructions with care in order to avoid possible danger.



This product is suitable for the charging of **MOTOROLA MTP850, MTP850S, MTP850FuG, MTH800 and MTH650** radio units with **MOTOROLA FTN6574, FTN4331 and PMNN4351** rechargeable batteries.

Safety instructions

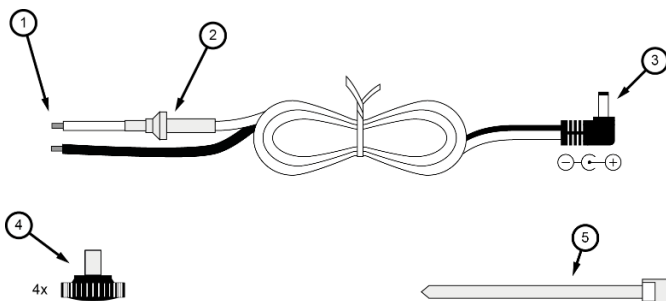
1. Installation and the first start of the system should only be carried out by qualified technicians. When installed in a vehicle, the installation specifications of the vehicle manufacturer apply. Fasten the unit only in the interior of the vehicle.
2. The fastening material included in delivery is recommended for proper installation.
3. The use of rechargeable batteries not explicitly listed in this document may lead to fire.
4. The contacts of the product should be cleaned at regular intervals with a dry cloth. Under no circumstances should you use water or other liquids.

Scope of delivery

The following items are included in the scope of delivery:

1. Passiv-Charger WTC680
1. Holding bracket for WTC680
2. Passive accessory set

Start of the system



Passive accessory set

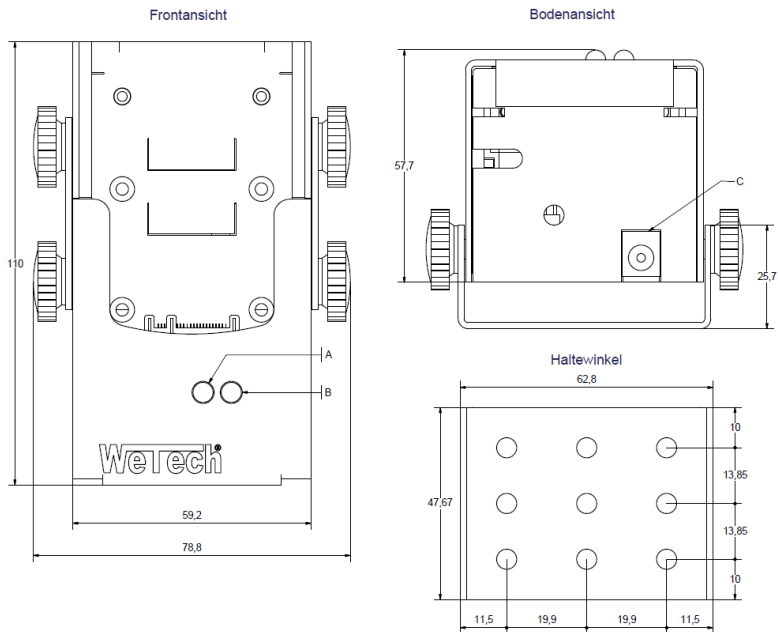
1. Connect the strands (1) of the DC cable provided to mains power. Be sure that the approved working voltage and polarity are used.
2. Mount the included holding bracket in a suitable place in the vehicle. Mounting screws for the holding bracket are not included in the scope of delivery and must be purchased separately.
3. Fasten the charger to the holding bracket using the four knurled screws (4).
4. Insert the hollow plug (3) of the DC cable into socket (C) of the charger.
5. Secure the connection using the cable tie (5)

Instructions: The DC cable includes a fuse holder (2) whose fuse will be destroyed in case of excess current. You can find information about replacement fuses in the technical data.

Functions

The charging bracket is used for quick charging and maintaining charge. The table below provides information about the function of the displays and the connections of the unit.

Pos.	Designation	Status	Description
A	Green LED	on	Battery detected.
		off	Battery not detected. Contact with the radio unit may not have been established properly.
B	Red LED	on	Quick charging active. Battery capacity under 80%
		off	Quick charging inactive. Battery capacity over 80%
C	DC socket		DC socket for power supply voltage in accordance with the technical data.



Schematic drawing WTC680

Technical data

Designation	Value
Working voltage	10.8V ... 31.2V
Output voltage	4.6V ... 5.6V
Output current	max. 1050mA

Fuse 6.3 x 32 mm² / 2.5A / Inert

Degree of protection IP20

Measurements (56 x 108 x 59) mm³

Weight 227g

Additional instructions

e1 type approval



The e1 type approval from the German Federal Motor Vehicle and Transport Authority confirms that this product is in compliance with the EMC regulations for motor vehicles. Devices with this type approval may therefore be mounted in vehicles without affecting the vehicle's operational permit.

CE conformity declaration



declaration.

For this product, we confirm that it meets the requirements set forth in the Directive of the Council for Conformity of Legal Regulations of Member States regarding Electromagnetic Compatibility. This declaration applies to all units manufactured in accordance with the production drawings included as a component of this

WEEE (this symbol applies only in the European Union)



This symbol indicates that the product so labelled may not be disposed of with normal household waste. If you want to dispose of this product, obey the corresponding national laws and regulations in your country or community. The correct disposal of this product supports environmental protection and prevents possible damage to the environment and human health.

Contact

This product was manufactured in Germany by:

WEMPE Elektronik GmbH
Leinenweberstr. 6
DE-36251 Bad Hersfeld

phone: +49 6621 9240-0
fax: +49 6621 9240-44
website: www.wetech.de
e-mail: info@wetech.de